

Grand Rapids Camera Club Lights & Shadows

JUNE 2022 Vol.123 No.6



Jan Lewis

GRCC President Letter

We Made It Through Some Challenging Times

It's June ... our last meeting month before our Summer Recess! Thank you to everyone who has helped to keep GRCC going during these challenging times: Evie Carrier who has knocked it out of the ball park by arranging such great speakers and programs, Jeanne Quillan and Shea McGee-Sarns who keep our monthly Competition running smoothly, Christine Mooney for keeping us fiscally aware, Della Landheer for recording all our discussions and decisions, Russ Barneveld for coordinating the monthly Edit Challenge, and Greg Ferguson who prepares and sends out our monthly newsletter. Many thanks also to the Board Members who have helped out with room set up, technology issues (thanks also to Mike Koole for help here!) and whatever else needed to be done.

Thank You to Everyone who has helped !!!

After the June Program and Competition Slideshow on June 15, we are going to celebrate the arrival of summer with the return of our Ice Cream Social. Many thanks to Evie for organizing and arranging for the ice cream treats!



Our June 15 program will be presented by GRCC Member Stephen Burgstahler. Stephen was the recipient of GRCC's 2021 Photographer of the Year award. Originally from the West Michigan area, he currently resides in South Africa. He has offered in the past to present a program for GRCC, but because of the 7-hour time difference between Grand Rapids and South Africa, it has been difficult to schedule him. However, for a short period of time, he is back in the States! Though still not in GR, he is on the same time zone, so we are going to tap into his expertise for our June 15 program. Stephen will be presenting via Zoom. We will be meeting at our GVA location and those that wish to attend in person can do so and will watch his presentation on the big screen. Masking, though not required, is highly recommended given the current uptick and new Covid variants. Those not wishing to attend in person can attend via Zoom.

Stephen delivered this presentation for PSA members last year and several club members were able to attend... they promise you that you will find it inspiring!
You don't want to miss this one!



Jan

2022 Election Results



The 2022 proposed slate of officers and board members have been overwhelmingly elected to two year terms in their respective positions by club members. Voting was open to all club members from May 16 through May 25 via online ballot.

Vice President – Competition: Jeanne Quillan

Treasurer: Christine Mooney

Board Member positions: Mike Bergeon, Kathy Kendall, James Zeman

Editorial

by Jan Lewis

Starting with January 2022, the club has been holding in-person meetings, while at the same time providing a remote Zoom alternative, and each month our attendance has been almost evenly split between the two formats. Clearly half of us enjoy the in person, and the other half either can't attend in person (i.e. they live out of town), or choose to stay home, either for health concerns or purely for convenience.

The technology learning curve associated with providing the hybrid meeting format has been more challenging than I expected and it adds another layer of complexity to each meeting. I will be brutally honest...personally, I dislike the hybrid format. The additional stress that it places on me as the organization's leader, is enormous. I bring my own personal webcam, camera stand, and laptop on which to run the remote meeting. Getting everything set up takes additional time, and each and every month there has been at least one, or more, unforeseen glitch that we hadn't expected or planned for. It is nearly impossible to greet and carry on any kind of conversation with those physically in the room since I am dealing with tech issues, and even harder to greet and welcome those attending via Zoom. Due to room acoustics, I rarely can hear anything that a Zoom attendee might say over the din of the live conversation in the room. If I put myself on headset so that I can hear... then I cannot hear or interact with those who are attending in person.

As a result, I think the hybrid meeting format actually creates a divide within the club... between those who are


interacting on a personal basis and those who attend virtually, watching the program but not attending as an active participant. Previously when we met ONLY in person or ONLY by Zoom, there was more interaction than with a hybrid format. The premise of any hobby club such as Grand Rapids Camera Club is to bring together people who have a common interest to share and learn.

The pandemic has resulted in many of us withdrawing into our ourselves. Zoom and the hybrid format has done little to grow the club, a problem many similar organizations are also experiencing. Club membership and renewal rates are down. Guests generally attend by Zoom, since they can do so without an additional fee, and very few choose to ultimately join or make a donation. Dues are currently our ONLY source of revenue. And just like our personal finances, expenses have gone up with higher speaker fees and increases in building rent.

With the advent of vaccines and a better understanding of the virus, judicious use of masks, many of us have begun to break out of the initial Covid quarantine and venture out of our homes, attending religious services, entertainment, and even traveling. If GRCC were to discontinue offering the Zoom meeting option, would you attend in person? Your answer to this question will shape the future of this club.

Please email me and let me know

Our June Meeting



The Art of Seeing in Photography: Learning to See Creatively

June
15
Wed.

Presented by Stephen Burgstahler (APSSA, DPSSA, EFIAP, QPSA)

Wednesday, June 15, 2022 at 7:15 p.m.

Zoom Link: <https://us02web.zoom.us/j/81685313501?pwd=dHRzVGVVZjNhMkp3dHlZd0t0M1B1UT09>

“To see we must forget the name of the thing we are looking at.” — Claude Monet

Looking is not the same as seeing. We are all unique, we see the world in different ways.

Photography is a medium for visual communication, a universal language that transcends spoken languages. Photography is a human language.

Learning to See and use our cameras to express our way of seeing is a characteristic of great photographers throughout history.

Included in the presentation:

- Learn to see and not just look
- Practical advice for creativity
- Remove hindrances to seeing
- Learn how to use different focal lengths creatively



Continued on next page

Continued from
previous page

Lights & Shadows



About Stephen

Originally from Grand Rapids, Stephen Burgstahler is currently based in Cape Town, South Africa. His self-taught photographic journey began in 2014 in preparation for a trip to Senegal. Reading books about art and photography is one of his main sources of inspiration. Stephen's current passion is street photography. His work has received numerous awards in international and national exhibitions including 2nd Runner-Up in the 2021 Marike Bruwer Award for Visual Art and has been exhibited by FIAP at a United Arab Emirates exhibition. He has also been published in several magazines and newsletters. Stephen has a passion for evaluating photographic images and has presented to the Photographic Society of America on the subject.

Stephen is also the originator/host of the Creative Journey photography community: "Creative Journey is a community of like-minded photographers exploring individual expression and voice through collaboration, activities and events." More information may be found at:

CreativeCastlePhotography.com

Stephen refuses to put photography in a box.
The camera is his tool for creative expression...
Speak without words.

June
15
Wed.

TWO WAYS TO SEE THIS MEETING / PRESENTATION:

Face
to
Face

NEW LOCATION – the home of **Grand Valley Artists, 2661 29th Street SE, Suite B, Grand Rapids, MI 49512**. This is a store front space behind Schuler's Book Store. It is at street level and there are no stairs (so access should not be an issue for anyone). When you enter, there is a large gallery space in the front. Walk through to the back where the large meeting space is. The meeting on June 15th will start at 7:15 p.m. (so plan to arrive at 7:00 p.m.).

Masks are encouraged, but not required to attend this meeting

Virtual

You can join the Zoom meeting on 6/15/22 starting at 7:00 p.m. The join link will be sent via email to club members prior to the meeting. It will also be posted on the club website events page the day of the meeting. Guests are welcome to attend the meeting and may request the Zoom meeting link by sending an email to programs@grcameraclub.org or info@grcameraclub.org

Meeting Starts at 7:15 PM (So ask to join 5-10 minutes before 7:15 PM).



Competition Corner

By Jeanne Quillan,
GRCC VP - Competition

photobug49@comcast.net or competition1@grcameraclub.org

THE COMPETITIVE NEWS



Photographic Society of America (PSA)

In PSA interclub Open Division, Randy Nyhof received a Merit Award for his entry "Farmhouse Clothesline" above.

PSA End of Year Awards

The End of Year Awards will be announced soon where all Merit Award winners for the season are eligible for a bronze, silver or gold medal, and Best of Show. This entry - Farmhouse Clothesline, Della Landheer's "Grandfather Goat" and Randy Nyhof's Lost Lake Canoes are eligible for those prestigious awards in the Open Division.

GRCC Merit Awards

These members have earned GRCC Merit Awards

- Mike Mueller - Master's Award (600 merit points)
- Larry Howard - Senior Master's Award (1500 points)
- James Zeman - Senior Master's Award (1500 points)
- Rebecca Humes - Diamond Master's Award (7,000 points)
- Donald Schmuker - First Galaxy Award (10,000 merit points)

Jeanne

Our Assigned Subject List For 2022

Neon

June Neon



September . In the Garden
October..... Night Street Scene
November.. Barns
December.. Glass

The Assigned Subject List is available on our website on the Competition Corner page.

Our Assigned Subject List For 2023

January Leading Lines
March..... Minimalism
April..... A Movie Title
May Take Three

June Circles



September . Floating
October..... Window Light
November.. Long Exposure
December.. Abstract

See more about the Assigned Subjects for 2023 below.

JANUARY - Leading Lines

A natural line or curve within an image that brings or “leads” the viewers eye into the composition.

MARCH - Minimalism

A form of photography that focuses on extreme simplicity. It relays sparseness and emphasizes the use of a minimal number of elements – color, objects, shape, or texture within the composition.

APRIL - A Movie Title

Choose a movie, any movie you love, past or present and photograph an object or a scene that represents it’s title. Your image should be titled the same as the movie.

Continued on next page

MAY - Take Three

Take three (3) different images (compositions) of the same subject. They may be entered as a collage on one canvas or as a series of three separate images. Judges will judge the three compositions (or 1 collage) as one and give it one score based on the uniqueness and creativeness of the 3 distinct images.

JUNE - Circles

You know what a circle is.... use your imagination and be unique and different!

SEPTEMBER - Floating

Buoyant or suspended in water or air. Suspended freely.

OCTOBER - Window Light

Window light can achieve the same effects as much more expensive lighting equipment. Photograph your subject using only the light coming from through or around a window.

NOVEMBER - Long Exposure

Long exposure photography uses a long duration shutter speed to sharply capture the stationary elements of an image while blurring, smearing or obscuring the moving elements.

DECEMBER - Abstract

Abstract photographers use perspective, movement and light to transform what we see into an unexpected or unrecognizable image.

Thank You Jeanne for getting this list together !!!



Steve Port's **Timed Exposure** A Bit of Photography History

A Photographer's Evolution

I barely remember the first time I took a picture with a camera that was mine, all mine. I think it was in the year of "All you need is love". I got a drugstore countertop special for beginners (Agfa I think), but the prints were not very good. Yet the pictures in my mind were and are utterly spectacular, unique to all the world and dear to me yet. Since then I have managed to turn some of my imagined masterpieces into something I can actually share in real life.

But now, what has changed? For one, I shoot immeasurably more photos. Before retirement, free time was an issue. Today, motivation is in short supply. I began competing in the GRCC about 2009. I credit the Club with any improvements I have made since then. Knowledge, competition, comradery have all played a part in my progress. The internet has offered a huge knowledge bank of advice on any aspect of photography. No excuses, the information is out there!

So, drum roll please, here they are, my 10 evolutionary steps from the first camera on Day One until today, along my photographic journey:

1. My most active early days were spent with slide film. Previsualize the subject, take enough shots until the film roll was gone, and wait days for the processing. Sometimes the shots looked like what I remembered. Often they did not.
2. Accumulate enough decent slides until you could bore your friends to tears with your new hobby.
3. Find the best of the best slides and have them printed. Obtain some really cheap frames, cover empty walls with them and then troll for compliments.
4. Periodically buy new gear in hopes that picture quality escalated in proportion to the camera pricing.
5. Sell the family on travel. See the countryside. So many cool places within easy reach. Spend lots of time near Lake Michigan. Be absolutely sure the camera is in hand everywhere you go. And all this time they thought it was about travel.
6. Expand your horizons. Set a new goal of visiting National Parks whenever possible. If you've heard them described as our nation's best idea, they weren't kidding.
7. Look past our Michigan coastline. It is a big, impressive, beautiful world out there. Make a bucket list of places to see before you die.
8. Look at your work critically. Ask other experienced photographers what they think. Make adjustments to your workflow as necessary. You are never done learning.
9. Develop your computer skills. A RAW file is the beginning, not the end. Every picture you see today has digital DNA in its veins. To ignore that is to miss half the fun.
10. Film once forced the photographer to previsualize the result because slow processing intervened to delay the satisfaction. Previsualization has never lost its relevance. As I look back and forward I see that masterpiece standing before me waiting for me to make the shot. I see it right there and all I have to do is walk around until what exists in my mind's eye also appears on the screen, then CLICK.

I doubt my story is unique but it is mine. You also have a photographic story, so keep doing what you do and share it with others. Thus is the photographer's lot in life. Keep shooting!

scharlesport@comcast.net

May Image of the Month

Compiled by Jeanne Quillan

The Image of the Month is chosen by one of our members as the image that appeals to them the most. Each month, the honor of choosing the image is assigned to a different GRCC member. This month's favorite image from our May competition was chosen by Della Landheer.



© James Knapp

"Cold Swim"
by
Jim Knapp

Chosen
by
Della Landheer

ABOUT MY IMAGE:

When I was in Antarctica a few years ago, we had several sunny days which is very unusual. We took advantage of the the nice weather one morning, it was sunny but the temperature was still below zero, to cruise on a Zodiac through an inlet off of the ocean. We saw a group of seals enjoying a cold morning swim. They allowed us to get close enough for me to take this photo.

- Jim

WHY I LIKED IT:

I like seeing the seal in his natural habitat with the ice floating in the multi-hued water which immediately made me feel in my imagination the effect of his ice-cold surroundings. The photographer caught a somewhat disdainful expression in the face that conveys to me that I don't belong in that environment. The eye, with a nice catchlight and looking directly at the camera, is the perfect touch to making a connection with the viewer. The slick fur coat of the seal is so detailed that I know what it would feel like if I could touch it. A beautiful nature photo.

- Della



The Edit Challenge For June

by Russ Barneveld

CONVERT TO MONOCHROME


Black & White photography made Ansel Adams & Henri Cartier-Bresson famous! Now it's your chance. Our Club has a monochrome category in its monthly competition. Here's your chance to shoot an image in color and then convert it to monochrome using your editing software. Now's the time to find out what all those "sliders" can do without worrying about a score.

If you'd like to get even more adventurous how about creating a "Selective Color" image?

Go out and shoot some images and then come back home and have some fun editing. Remember you can send in as many images as your like. For this challenge send us the original color image along with your edited black & white masterpiece.

Since the number of submissions have been low, feel free to share any images with us that you are proud of, want suggestions for editing, etc. These images can be sent directly to Russ Barneveld (barnever@gvsu). Challenge images are due on the same day that our competition images are due.

The edit challenge Zoom meeting will be held on Wednesday June 22 at 7:15 PM. Join this Zoom meeting at <https://gvsu-edu.zoom.us/j/98488913175?pwd=WkxCM1BxdFhvaEtwcm1YMXhsSkh5UT09>



September 2022 Challenge

Create an HDR Image

HDR! Some people love it, some hate it, but have you tried it? HDR can be created from a single image or a series of images. Most programs have an HDR feature. Now's your chance to experiment with this interesting effect.

WHAT'S COMING UP

November 2022 Challenge

Create a Composite

Are you intrigued by the images you see in the creative category? Would you like to have a chance to try one of your own? Here is your chance to play and learn how to create this type of image.

October 2022 Challenge

Focus Stacking

Do you want to have an image where the foreground, the subject, and the background are all in focus? Here's your chance to play with new techniques in your camera and then learn how to do the post processing of these images.

December 2022 Challenge

"I Did It All On My Phone!"

Everyone has taken photos with their cell phone at one time or another. But have you tried editing that image in your phone or with an app on your phone? In this challenge we'll "DO IT ALL ON OUR PHONES!"



Treasurer Reports

Christine Mooney,
GRCC Treasurer

Have Changes ?

If your email or other information has changed, email me at treasurer@grcameraclub.org to help keep our membership list up to date.

Christine

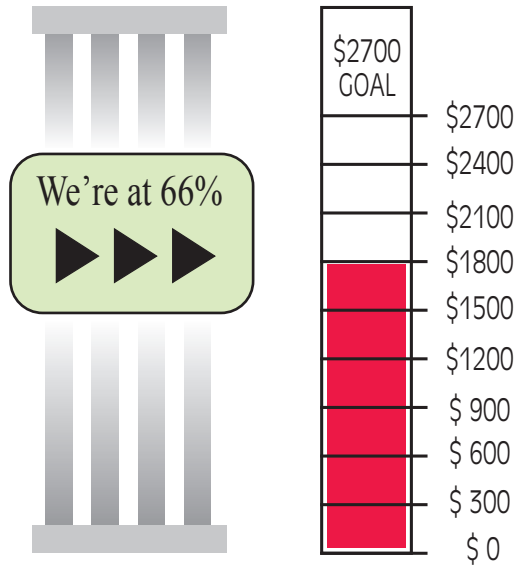
Membership Dues

Membership runs January through December. Dues are just \$35 for each member. Please check the website for additional information regarding dues. We also have PayPal available on our Grand Rapids Camera Club website for your convenience (a small PayPal processing fee will be applied). Click on "Join" tab to find the PayPal link.

If you prefer to pay dues with a check, make it payable to GRAND RAPIDS CAMERA CLUB.
Send it to our Treasurer at: Christine Mooney, 4280 Brooklawn Lane SE, Kentwood MI 49512

Equipment Fund

Thank you to members who have donated to our fund.
The current total in the Equipment Fund is \$ 1,773.56



Equipment Fund

If you would like to make a tax-deductible donation by check payable to GRAND RAPIDS CAMERA CLUB, you may send it to our Treasurer at: Christine Mooney, 4280 Brooklawn Lane SE, Kentwood MI 49512

**Thank You
Christine and Greg
for the helping the club !!!**



Deadline For Sept. Issue

Greg Ferguson
Lights & Shadows Editor



Friday, August 19, 2pm

Before is much appreciated!

Please add this date to your smartphone calendar.



gcferguson@me.com