

# Grand Rapids Camera Club Lights & Shadows

APRIL 2022 Vol.123 No.4

## GRCC President Letter

### Website has a Wealth of Information



Jan Lewis

How often do you visit the club website? There is a wealth of information to be found on the club website. On the Events/News tab you can find information about our upcoming programs, including monthly Zoom links, as well as a link to our YouTube channel where you can revisit previous programs. Also on this page are links to the current and past newsletters, so beautifully put together each month by Greg Ferguson (THANK YOU, Greg!). On the Competition Tab you can view the results of our monthly competitions, as well as recent Year End competitions. On the Join/Donate/FAQs tab you can renew your membership or make a donation to the club. On our Documents and Forms page (found under the Resources Tab) you can find our Constitution and By-Laws, our Membership Manual which outlines how to participate in our Monthly Competitions, instructions on how to resize and save your images for competition, and judging guidelines to learn how scores are awarded in the judging process.

One tab I haven't mentioned yet is the Galleries Tab. Did you know that as a club member you are welcome (and encouraged) to provide us with a small selection (around 15 images) to be posted here as your gallery? There hasn't been much change on this page of late, maybe because new members don't know it's there or how to participate, and long time members have forgotten about it. You can change up the images whenever you want, simply by providing us with new images. The instructions and guidelines on how to have your gallery added to the club website are outlined in a Gallery Guidelines document found under [Resources-Documents and Forms](#). I encourage you to look into this, and send me a selection of images to post under your name. This is a great opportunity to show other members what you like to shoot and also attract new members when they see all our fine galleries. You do not need to participate in our monthly competitions to take advantage of this opportunity. The only requirement is that you be a paid club member. I look forward to putting up some new galleries! If you have any questions, please feel free to contact me at [info@grcameraclub.org](mailto:info@grcameraclub.org) or 616-446-7573.

As I mentioned in last month's Lights and Shadows, the club could benefit from a dedicated webmaster. Our former webmaster left the club several years ago, and I have been filling in since then. But the site could use a refresh and perhaps a new look. If you have web design skills and an interest in serving the club as our webmaster, please reach out to me at the email or phone number listed above.

Stay happy and healthy.

*Jan*





## Proposed Constitution and By-Laws Revisions

Club Members should have recently received an email regarding some proposed changes to the club's Constitution and By-Laws.


Though there are some minor corrections to some typographic errors, the primary revisions are under "Article VI: Dues" and "Article XI: Elections." Under Dues, the proposed changes bring the document in alignment with our current dues structure. Under Elections, the changes outline procedures to permit holding our elections either by written ballot or by using online applications such as Google Forms or SurveyMonkey.

At the April 20, 2022 meeting, the membership in attendance will vote to accept or reject the proposed changes.

If you would like to read the proposed Constitution and By-Laws Document, you can do so by clicking on the link below. Questions and concerns can be directed to Jan Lewis at [info@grcameraclub.org](mailto:info@grcameraclub.org)

[Proposed Constitution March 2022](#)

## Upcoming 2022 Elections



The officers up for election in 2022 are Vice President of Competition and Treasurer. In addition, there are three Board Members-at-large positions up for election. All positions are 2-year terms. Please contact Jan Lewis at [info@grcameraclub.org](mailto:info@grcameraclub.org) if you are interested in serving on the Board. Nominations can be taken from the floor at our April meeting. The final slate will be announced prior to the May Club meeting.

## YouTube Recordings of Meetings



Recordings of many of GR Camera Club's Zoom programs can be found on the club's YouTube channel [here](#).

This link can be found on the club's website at [www.grcameraclub.org](http://www.grcameraclub.org) if you need to access any recording later.

It's easy to find...it's on our club's homepage under "Upcoming Events".

You can also go to [YouTube.com](https://www.youtube.com) and search for Grand Rapids Camera Club.

*Remember to be kind to others*

# Our April Meeting

## Seeing the world in a whole new light

Apr.  
**20**  
Wed.

Presented by Bert Sirkin



Bert Sirkin (older picture) with his parrot Boobies

Bert Sirkin will talk about infrared photography and the differences between between infrared (IR) and conventional visible-light photography. He will explain what infrared energy is, all the conversion options available to you, and how to take IR images with either a converted or non-converted camera.

Bert will show examples of his work during the Zoom presentation remotely, and will answer questions following his presentation if time permits.

This should prove interesting... don't miss it !

### About Bert Sirkin

Bert Sirkin is a member of the Simsbury, CT Camera Club. He apprenticed with a professional photographer in Boston when he was 18 years old and has done part-time professional photography since then. Bert has taught various photography topics since 1970 and has spent 10 years teaching workshops in Everglades National Park, Joshua Tree National Park and Monument Valley Tribal Park.



Card Sound Road  
Key Largo, FL



Calvin Coolidge Homestead, Plymouth, VT




Locomotive  
Rutland, VT

Continued on next page



Continued from  
previous page

## Lights & Shadows



Bert Sirkin  
(more recent picture)

The Old Globe  
Balboa Park, San Diego, CA

Apr.  
**20**  
Wed.

### TWO WAYS TO SEE THIS MEETING / PRESENTATION:

Face  
to  
Face

NEW LOCATION – the home of **Grand Valley Artists, 2661 29th Street SE, Suite B, Grand Rapids, MI 49512**. This is a store front space behind Schuler’s Book Store. It is at street level and there are no stairs (so access should not be an issue for anyone). When you enter, there is a large gallery space in the front. Walk through to the back where the large meeting space is. The meeting on April 20th will start at 7:15 p.m. (so plan to arrive at 7:00 p.m.).



Masks are encouraged, but not required to attend this meeting



Virtual

You can join the Zoom meeting on 4/20/22 starting at 7:00 p.m. The join link will be sent via email to club members prior to the meeting. It will also be posted on the club website events page the day of the meeting. Guests are welcome to attend the meeting and may request the Zoom meeting link by sending an email to [programs@grcameraclub.org](mailto:programs@grcameraclub.org) or [info@grcameraclub.org](mailto:info@grcameraclub.org)

Meeting Starts at 7:15 PM (So ask to join 5-10 minutes before 7:15 PM).

*Remember to be kind to others*



## Competition Corner

By Jeanne Quillan,  
GRCC VP - Competition

[photobug49@comcast.net](mailto:photobug49@comcast.net) or [competition1@grcameraclub.org](mailto:competition1@grcameraclub.org)

### ASSIGNED SUBJECTS FOR 2023

It's time again...to select assigned subjects for the 2023 competition year. Please send me your ideas and suggestions. Once I compile a list of your suggestions, I will send you a list of the finalists to vote on. Look for this in April. Once your votes are returned to me and tabulated - your final choices will be announced at the May meeting. Send to [photobug49@comcast.net](mailto:photobug49@comcast.net)

### PSA INTERCLUB COMPETITIONS

Congratulations!...

...to Della Landheer for earning an Honorable Mention in the PSA Interclub Competition (Round 1 PJ) for her image "Yahoo!"

...to Della Landheer and Randy Nyhof, each for earning a Merit Award in the PSA Interclub Competition (Round 2 Open). Della's image "Grandfather Goat" and Randy's "Lost Lake Canoes".

...to Jan Lewis for earning an HM in the PSA Interclub Competition (Round 2 Nature) for her image "Me First Mom".

In PSA Interclub Competition our members compete with many other clubs in the USA and other countries for these awards. Once the winning images are posted, these and all the winners can be found on PSA's website. Images earning a merit award are now eligible to compete in the PSA Interclub End of Year Competition for Gold, Silver and Bronze medals!

<https://psa-photo.org/index.php?2021-22-pid-interclub-round-two>

<https://psa-photo.org/index.php?divisions-photojournalism-interclub-competition>

<https://psa-photo.org/index.php?divisions-nature-interclub-competition>



Lost Lake Canoes  
by Randy Nyhof




Yahoo!  
by Della Landheer

Continued on next page

Continued from  
previous page

## Lights & Shadows



Me First Mom  
by Jan Lewis



Grandfather Goat  
by Della Landheer

## GRCC MERIT AWARDS

Richard Johnson has achieved the Certificate of Excellence for earning 200 points in club competition.

Maddur Badarinath for achieving the Masters award for 600 points in club competition.

Jan Lewis has reached a level of 10,000 merit points and is awarded the 1st Galaxy Award.

*Jeanne*

## Our Assigned Subject List For 2022

### — Pairs —

April ..... Pairs  
May ..... Music  
June ..... Neon



September . In the Garden  
October..... Night Street Scene  
November.. Barns  
December .. Glass

The Assigned Subject List is available on our website on the Competition Corner page.

*Remember to be kind to others*



## Interview: Richard Coombs

By Greg Ferguson  
Lights & Shadows Editor



**Richard, can you give our GRCC members some background information on yourself?**

I have resided in the Grand Rapids area and West Michigan for most of my life, with the exception of a family move to Pacific Palisades, California, then moving back. I spent many summers at our cottage located along the Douglas, Lake Michigan shoreline. After graduating from East Grand Rapids High School (class of 1964) and attending Ferris State University (then known as Ferris State College), I worked primarily in the accounting field for 42 years, until retirement. Among other things, I've always been drawn to the water, beaches, and sunshine, and we now live along Lakeshore Drive in Grand Haven. We usually travel to warmer latitudes during the winter months (as Jimmy Buffett sings: "Changes in Latitudes, Changes in Attitudes"). I am so grateful to be with my wonderful Linda, who is also a card-carrying member, in good standing, of the GRCC. She has become my "location and set director," and relentless photo opportunity birddog extraordinaire. Also, I'm very fortunate to have two great sisters, two beautiful and successful daughters, and several loving grandchildren, all living in the great Midwest.

**What made you decide to join GRCC and when?**

I have been interested in cameras and photography since the late 1960s and purchased my first "real" camera, a 35mm Yashica Electro manual focus film rangefinder, in the very early 1970s. That older technology was surprisingly capable of producing some very nice photographs and was a great camera to learn on, at the time. Drawbacks were the expense and wait time due to the need for film development. Too long a wait for an instant gratification type person like me! Since retirement in 2010, I have been able to dedicate more time to photography, technique, software, and classes, being an avid enthusiast. I joined GRCC in 2018 and it has been, and continues to be, a wonderful, far-reaching experience on so many levels. I look forward to all monthly events and interaction with the other members, all with a like passion for photography.



On Such A Winters Day

**What kind of photography do you like to do?**

I am interested in almost any and every category of photography and am always open to photographing any new or untried genre. I'm well equipped with Nikon cameras and lenses, including two Mirrorless Z cameras (FX & DX) and two DSLR cameras (FX & DX.) If I was pressed to narrow down my favorite photography categories they would be creative, monochrome, and any type of outdoor images. I prefer to shoot in raw and edit later.

Continued on next page

## Lights & Shadows

COOMBS INTERVIEW - Continued from previous page

**As a photographer, what advice can you give others in the club to help them with their photography?**

As new challenges are submitted each month, make time to shoot and edit new ideas and new photographs for competition, not always relying on previous personal favorites. Often your new creativity in “real-time” will become a new favorite, ready to be entered in the current monthly competition and offering new personal gratification. Secondly, if possible, always try to have your “go-to” camera and lens close at hand for unplanned photo opportunities.

**What are some of the things that you would like to see done within the club?**

GRCC is the oldest continuous running camera club in the USA, and that speaks volumes for every aspect of this organization and leadership throughout its long, successful history. Emphasizing monthly competition may or may not be important to all individual GRCC members but it has been an important part of this club, as a whole, for many years, and in my opinion, should remain in both the print and digital categories. I think competition is the lifeblood of most successful camera organizations. Finally, I would like to show my support for GRCC offering more workshops face-to-face, online, or in the form of photo outings. It’s a great venue for new ideas and personal growth.



Time in a Bottle



Biloxi Fishing Fleet



The Way It Was



The Lighthouse at Boca Grande

*Richard, Coombs*



# March Image of the Month

Compiled by Jeanne Quillan

The Image of the Month is chosen by one of our members as the image that appeals to them the most. Each month, the honor of choosing the image is assigned to a different GRCC member. This month's favorite image from our March competition was chosen by Jean Quillan.



"Focused Determination"  
by  
Jan Lewis

Chosen  
by  
Jean Quillan

## ABOUT MY IMAGE:

This image was captured during the first GRCC Scavenger Hunt Team challenge held in 2016. One of the hunt categories was Athlete and it was one of my favorite images. I made it during that challenge, and it was chosen as my team's entry for the category. It was early spring, and I attended a track meet at East Grand Rapids High School to see if I could catch some athletic action. EGR's track is unique in that it is small and compact. The viewing stands are not set back far from the perimeter of the track, so getting close is not a problem. For sports such as long or high jump you can stand directly next to the action. I was using a Tamron 70-200 f2.8 lens with a 1.4x teleconverter and my settings were 1/800 sec at f8.0, ISO 2000 at 280mm. The image included a few other athletes, but their body positions were awkward and distracting, so I cropped the image to highlight this young lady's "Focused Determination."

- Jan

## WHY I LIKED IT:

Each month, when reviewing the competition images there are only a few photos that make me stop dead and catch my attention. This one did just that. Having photographed a lot of sports action myself, I know it is very difficult to capture a fast-moving subject, but to capture a great expression as well as creating a tack sharp image is a win win. And the image is very appropriately named – Focused Determination.

- Jeanne



# The Edit Challenge For April

by Russ Barneveld

## HORIZONTAL OR VERTICAL PANORAMAS

Most cell phones do a great job of creating a panoramic image, but have you tried doing one with your “real” camera? Maybe you’ve shot a “normal” panoramic, but have you tried doing a vertical (vertorama) shot? Why not try doing both a vertical and horizontal shot? Now’s your chance to give it a try in our “No Judgement Zone”!

In addition to learning how to setup a panoramic shot on your camera you will also learn how to do the post processing. Most of the popular editing programs have a panoramic stitching feature so here’s your chance to learn how to do it with your software. If your software doesn’t do stitching, then check out one of the free programs that are available:

- <https://photographypro.com/shoot-panoramic-photos/>
- <https://digital-photography-school.com/how-to-shoot-vertical-panoramas-vertoramas/>
- [Best Photo Stitching Software for Making Panoramas \(2022\) \(havecamerawilltravel.com\)](https://www.havecamerawilltravel.com/best-photo-stitching-software-for-making-panoramas-2022/)

Edit challenge images are due on the same day that our competition images are due. Also email your image(s) to [Russ Barneveld – barnever@gvsu.edu](mailto:Russ.Barneveld@gvsu.edu) . For this challenge you only need to submit your final image(s).

### April 2022 Challenge

Horizontal or Vertical Panoramas

Most cell phones do a great job of creating a panoramic image, but have you tried doing one with your real camera? Most editing programs have a “Pano” feature so here’s your chance to learn how to do it with your software.

Happy  
Shooting!

*Russ*



## WHAT’S COMING UP

### May 2022 Challenge

Create a “Good Image” of the Grandville Castle

Did you know that there’s a castle on 28th street in Grandville? The building has caught a lot of grief for its appearance. Your challenge is to try to get that “perfect” shot and make this place look good!

### September 2022 Challenge

Create an HDR Image

HDR! Some people love it, some hate it, but have you tried it? HDR can be created from a single image or a series of images. Most programs have an HDR feature. Now’s your chance to experiment with this interesting effect.

### November 2022 Challenge

Create a Composite

Are you intrigued by the images you see in the creative category? Would you like to have a chance to try one of your own? Here is your chance to play and learn how to create this type of image.

### June 2022 Challenge

Convert to Monochrome

Our club has a monochrome category in it’s monthly competition. Here’s your chance to shoot an image in color and then convert it to monochrome using your editing software. Find out what all those “sliders” can do.

### October 2022 Challenge

Focus Stacking

Do you want to have an image where the foreground, the subject, and the background are all in focus? Here’s your chance to play with new techniques in your camera and then learn how to do the post processing of these images.

### December 2022 Challenge

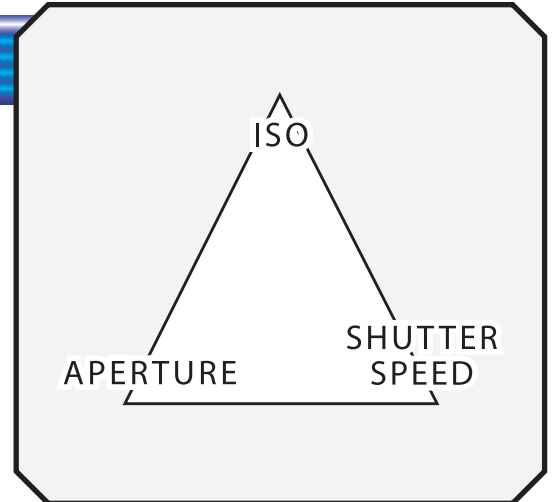
“I Did It All On My Phone!”

Everyone has taken photos with their cell phone at one time or another. But have you tried editing that image in your phone or with an app on your phone? In this challenge we’ll “DO IT ALL ON OUR PHONES!”

# The Exposure Triangle

by Dave Whitson, GRCC Member

A photographic image's exposure is the product of the camera ISO adjustment or film selection, the aperture of the lens, and the speed of the shutter. This combination of factors is referred as the exposure triangle. As one is changed, it effects the other two in order to provide the correct exposure.



When a photographer exposes an image with the camera on an automatic mode, no knowledge or decisions are required as far as the exposure process. All decisions are

under the control of the programmer at the camera design factory except for the ISO setting. The other two elements of exposure control are limited to the rigid program of the camera design.

When the photographer uses either the Aperture Preferred Mode or the Shutter Preferred Mode, now the photographer greatly expands control over the exposure. Two of the three parameters are under the control of the photographer. Using Aperture Preferred Mode, the photographer can control the depth of field image (i.e. throw the background out of focus). With Shutter Preferred Mode, the photographer can control how movement is handled (i.e. frozen movement).

If the photographer uses the Manual Mode of the camera, the photographer has the full control and capabilities of the camera and lens. The combination of the aperture, shutter speed, and ISO gives the photographer full creative control of the image's depth of field and how motion is handled under the lighting conditions available.

For instance, if a scene is metered for f/11 at 1/60 of a second using an ISO of 100, the chart below shows all other combinations for aperture and shutter speed will give the EXACT same exposure. Only the depth of field and how motion is handled will differ in the images:

		ISO = 100								
APERTURE		f/2.0	f/2.8	f/4.0	f/5.6	f/8.0	f/11.0	f/16.0	f/22.0	f/32.0
SHUTTER SPEED		1/2,000th	1/1,000th	1/500th	1/250th	1/125th	1/60th	1/30th	1/15th	1/8th

By changing the ISO for the same lighting conditions, a whole new set of choices become available.

This summary is a small part of the 30-40 minute section of the 3-4 hour course that I teach on the use of a digital camera. If interested in more information please feel free to contact Dave Whitson at 616-901-2248







# Treasurer Reports

Christine Mooney,  
GRCC Treasurer

## Welcome New Member

We have a new member who joined our club recently.  
Susan Luce who shoots with Canon.  
Welcome Susan !!!

*Christine*

## Have Changes ?

If your email or other information has changed,  
email me at [treasurer@grcameraclub.org](mailto:treasurer@grcameraclub.org)  
to help keep our membership list up to date.

## Membership Dues

Membership runs January through December. Dues are just \$35 for each member. Please check the website for additional information regarding dues. We also have PayPal available on our Grand Rapids Camera Club website for your convenience (a small PayPal processing fee will be applied). Click on "Join" tab to find the PayPal link.

If you prefer to pay dues with a check, make it payable to GRAND RAPIDS CAMERA CLUB.  
Send it to our Treasurer at: Christine Mooney, 4280 Brooklawn Lane SE, Kentwood MI 49512


## Equipment Fund

Thank you to members who have donated to our fund. The total collected so far is \$1,888.48. Thanks to Dave Whitson for his recent donation.

Microphones were purchased for \$112.98. The revised total in the Equipment Fund is \$ 1,775.50.



We're at 66%



## Equipment Fund

If you would like to make a tax-deductible donation by check payable to GRAND RAPIDS CAMERA CLUB, you may send it to our Treasurer at: Christine Mooney, 4280 Brooklawn Lane SE, Kentwood MI 49512



# Deadline For May Issue

Greg Ferguson  
Lights & Shadows Editor



**Sunday, April 24, 2pm**

Before is much appreciated!



Please add this date to your smartphone calendar.



[gcferguson@me.com](mailto:gcferguson@me.com)